

# BRAVURA!

by Micaiah Hardison

Paint with all you've got.




From May 11-17 a small group of painters gathered from around the world to be tutored by one of the world's best plein air painters in Arcos de la Frontera, Spain. This was Bravura Academy's first Workshop Retreat, Calvin Liang was the instructor and we all were excited to immerse ourselves in plein air painting in rural Andalusia.

We painted many locations in and around Arcos, enjoyed lots of fresh air, nature, Spanish and Italian foods, live flamenco, good association and no shortage of wine. Warm friendships were made while sharing this experience with fellow painters.

Everyone was able to spend time in Madrid to visit the Prado, Thyssen, and Sorolla Museums and most made it to see Sorollas "Visions of Spain" mural series in Sevilla.

The workshop was a great success!



## Testimonials from our First Workshop-Retreat:

The Best Ever Workshop!...I have not attended a workshop where I felt "taken care of" and I just want to express my deep appreciation to you for that. -K.D.

Your attention to your "clients" could not have been more personal, more relaxed & friendly & I came away feeling that a warm bond had been made.-R.F.

You did such an amazing job with everything on the trip. It felt flawless & professional. You made us all feel comfortable & down-right spoiled! We always felt very safe...You & Calvin made it a purely positive & memorable experience. You have my happy endorsement. -M.P

Especially, we thank you for going way beyond your duties to make us comfortable in every way. We had a lot of fun and shall treasure the memories.-I.B.

It was a great experience because of the forethought and care you put into every piece of the trip. We talked art, laughed and had great side trips for entertainment. We had interesting artists from everywhere, the best and most generous teacher, and wonderful support and help...G.W.



## DAILY DEMOS

Left: *Demo from day 2, Instruction on Simplifying.*

Below Left: *Demo from day 5, Keeping a point of Focus, the "eye" of the painting.*

Below Right: *Demo from day 1, Keeping the Colors Related to Each Other like a Family.*

Right: *Instruction on the "Color - Family" concept.*



Every day of Calvin Liangs workshop started with a 1 1/2 hour demo. During these daily demos he spoke little while focusing on the issues at hand but explained all his decisions when the pieces were finished. had great attitudes and showed great progress during the workshop.

Beside his regular mantra "shape, value, color, edge" he focused each day on a separate part of the process and explained that in detail. For day 2 we painted at the Bravura homebase where he focused on color

harmony, keeping the colors related to each other as a family. On day 3 we painted the white village of Arcos and focused on simplifying. Day 4 took us into the countryside and we learned when to use small detail affectively. By the Guadalete river on day 5 Calvin's focus was on simple shapes to create a successful painting from a scene with close value, color and temperature. The last demo on day 6 was of a medieval church in Arcos. The emphasis was keeping a single focus in a painting mainly with edge selection. A lot of thought goes into a great painting!

## STUFF

Daniel Greene has shared a Guest Pass to Bravura friends for the password protected website:

[www.CreateBetterPaintings.com](http://www.CreateBetterPaintings.com) .

The Pass is good for the entire month of June:

-Click the Member Log-in link in the lower left-hand corner.

-In the pop-up box, enter this e-mail address:

[june@createbetterpaintings.com](mailto:june@createbetterpaintings.com)

-Enter this password: junejune

-Do NOT hit the Forgot Password button. If you need help contact:

[editor@createbetterpaintings.com](mailto:editor@createbetterpaintings.com)



OPA Western Regional Show:  
September 12 – October 11, 2008  
The deadline for on-line entries is June 17th. Prospectus at:  
[www.oilpaintersofamerica.com](http://www.oilpaintersofamerica.com)  
(click on events)

SOCALPAPA Paints the Peninsula" Details & Entry form, it is now also available under "Plein News" download list on their web site [socalpapa.com](http://socalpapa.com). Entry deadline is June 30th.

## PUT YOUR ART ON THE MAP! PAINTMAP CALLS FOR ARTISTS:

Dear Artist,

The aim of this message is to ask for your assistance in a Project we are launching from Málaga, Spain. We are cooperating with a group of informatics who have created Paintmap: [www.paintmap.com](http://www.paintmap.com).

Paintmap is a geolocation-oriented painting sharing website with the following goals: on one hand, it allows painters all around the World to locate physically the subject painted by others and learn about the artistic activity at a given area. On the other hand, Paintmap allows Google Earth users to complement the physical and photographic knowledge of a given area with the artistic descriptions provided by users. Last but not least, Paintmap will contribute to the capture of our nature and human heritage through the artistic work of users as a record for future generations.

Paintmap permits landscape painters to place their paintings on a Google Map based system with the necessary information about the author, painting characteristics and its availability. This tool is valuable for creating a global community of painters, promoting and sharing your own work, and discovering painters and painting locations near you and around the world.



To continue to test and improve the site we encourage Bravura students, members, and friends to put themselves on the map.

When you upload your images to Paintmap you will see that the process is very simple: Paintmap asks you to identify the particular place of a painting (lets say Madrid, or whatever place-name you select) that is then found on a Google Map layer. Once there, place the pointer on the spot, being as precise as you want while handling the scale of the map/earth image. The second step is uploading the painting image with only two easy limitations: it has to be a JPG with 5 Mb maximum size. At that time you will see the boxes to add all the information that you consider relevant relative to the painting itself its availability. This information will appear beside your expanded painting when any user clicks on the small icon. You can easily and quickly build an entire portfolio of work with Paintmap.

I want to thank you in advance for your help. Your comments and criticisms will be very helpful for us and we hope to have you Bravura students and members within the artistic world family of Paintmap.

Yours sincerely,  
Jaime Rodriguez and Micaiah Hardison



## Bravura Academy Workshop-Retreats in Arcos de la Frontera, Spain:

**September 14-20 2008:** Jacobus Baas

[www.jacobusbaas.com](http://www.jacobusbaas.com)



**November 9-15th 2008:** Daniel E. Greene N.A.

[www.danielgreeneartist.com](http://www.danielgreeneartist.com)



**June 14-20th 2009:** Scott Christensen

[www.christensenstudio.com](http://www.christensenstudio.com)



**June 21-27th 2009:** Jeffrey R. Watts

[www.jeffreywatts.com](http://www.jeffreywatts.com)



Find More Information & Register Now for  
2008 Workshop Retreats at our Website:

[www.BravuraAcademy.com](http://www.BravuraAcademy.com)

2009 Workshop Retreat Info Coming Soon.



+1 760-688-0582  
or toll free USA: +1 877 BRAV-ART  
[info@BravuraAcademy.com](mailto:info@BravuraAcademy.com)  
[www.BravuraAcademy.com](http://www.BravuraAcademy.com)